

Project Title: **Course and Teacher Evaluations CTEC Winter 2022**

Courses Audience: **39**

Responses Received: **28**

Response Ratio: **71.8%**

Report Comments

Course and Teacher Evaluations are intended solely for the use of faculty, staff and students of Northwestern University. Any reproduction, republication or redistribution of this site's content is prohibited without the express permission of Northwestern University.

For more information about CTEC Guidelines, please visit our website: <https://www.northwestern.edu/ctec/guidelines>

Creation Date: **Tuesday, March 22, 2022**

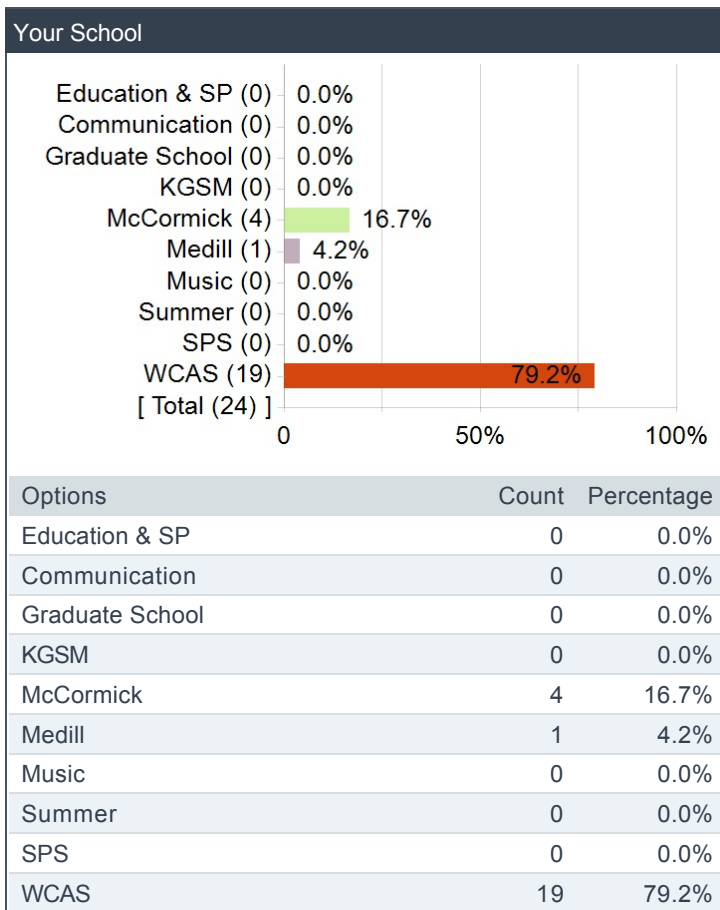
Northwestern University

Course Evaluations

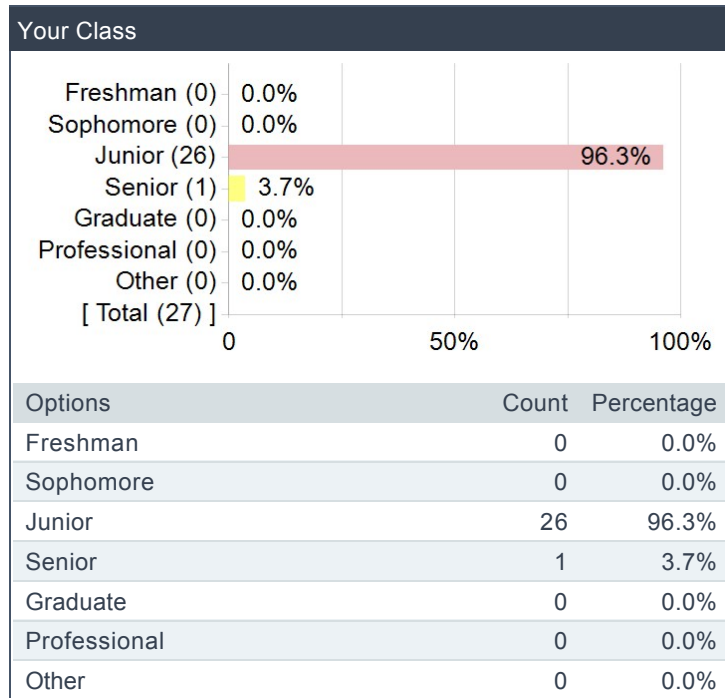
Teaching Assistant	Course
Raul Riva	KELLG_FE_314-0_20: Derivatives

DEMOGRAPHICS

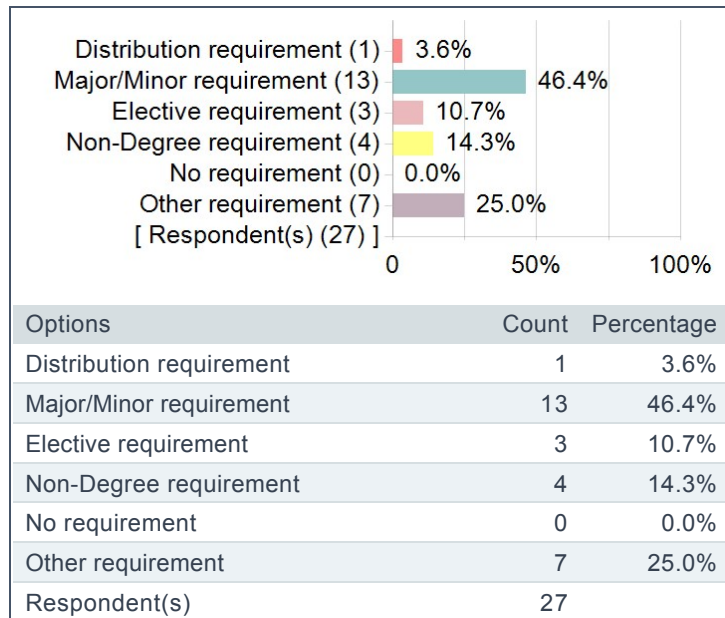
Your School



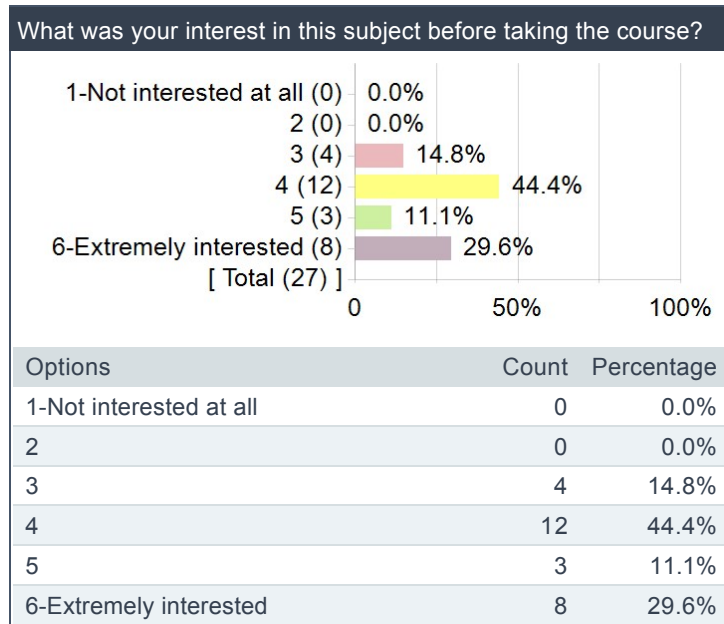
Your Class



What is your reason for taking the course? (mark all that apply)

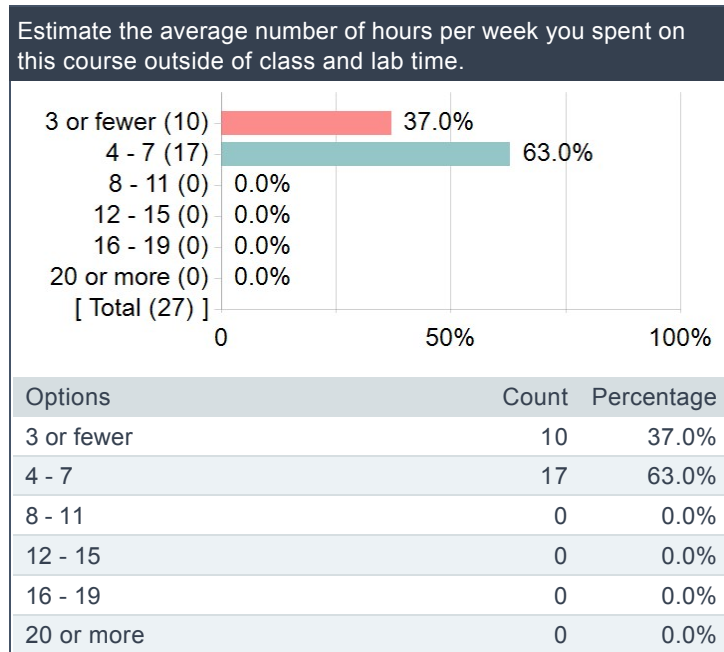


What was your interest in this subject before taking the course?



TIME-SURVEY QUESTION

Estimate the average number of hours per week you spent on this course outside of class and lab time.



TA QUESTIONS

Please rate the TA on the following criteria:

1. The TA was able to answer the students' questions adequately.					2. The TA was well prepared for each session.				
<p>1-Very Low (0) 0.0% 2 (0) 0.0% 3 (0) 0.0% 4 (0) 0.0% 5 (2) 8.3% 6-Very High (22) 91.7% [Total (24)]</p>					<p>1-Very Low (0) 0.0% 2 (0) 0.0% 3 (0) 0.0% 4 (0) 0.0% 5 (2) 8.3% 6-Very High (22) 91.7% [Total (24)]</p>				
Options	Score	Count	Percentage		Options	Score	Count	Percentage	
1-Very Low	1	0	0.0%		1-Very Low	1	0	0.0%	
2	2	0	0.0%		2	2	0	0.0%	
3	3	0	0.0%		3	3	0	0.0%	
4	4	0	0.0%		4	4	0	0.0%	
5	5	2	8.3%		5	5	2	8.3%	
6-Very High	6	22	91.7%		6-Very High	6	22	91.7%	
Statistics				Value	Statistics				Value
Response Count				24	Response Count				24
Mean				5.92	Mean				5.92
Median				6.00	Median				6.00
Standard Deviation				0.28	Standard Deviation				0.28
3. The TA communicated ideas in a clear manner.					4. The TA showed strong interest in teaching the course.				
<p>1-Very Low (0) 0.0% 2 (0) 0.0% 3 (0) 0.0% 4 (0) 0.0% 5 (2) 8.3% 6-Very High (22) 91.7% [Total (24)]</p>					<p>1-Very Low (0) 0.0% 2 (0) 0.0% 3 (0) 0.0% 4 (0) 0.0% 5 (2) 8.3% 6-Very High (22) 91.7% [Total (24)]</p>				
Options	Score	Count	Percentage		Options	Score	Count	Percentage	
1-Very Low	1	0	0.0%		1-Very Low	1	0	0.0%	
2	2	0	0.0%		2	2	0	0.0%	
3	3	0	0.0%		3	3	0	0.0%	
4	4	0	0.0%		4	4	0	0.0%	
5	5	2	8.3%		5	5	2	8.3%	
6-Very High	6	22	91.7%		6-Very High	6	22	91.7%	
Statistics				Value	Statistics				Value
Response Count				24	Response Count				24
Mean				5.92	Mean				5.92
Median				6.00	Median				6.00
Standard Deviation				0.28	Standard Deviation				0.28

OPEN-ENDED QUESTIONS

What are the primary strengths and weaknesses of the teaching assistant?

Comments
10/10 GREAT TA
Raul was the absolute best! He was incredibly patient and approachable. And his explanations were always on point!
Passionate and helpful and responsive and a really really great TA! Listening him explaining things is like watching a magician perform
Great at explaining complicated concepts in an intuitive way, also makes himself extremely available and accessible for his students. Amazing TA!! Could not have done this class without him.
Very energetic
Rual is the best!
Best TA I have ever had both in terms of subject knowledge and just being a good person. TA sessions were also helpful and even fun. Raul obviously knows a lot about this stuff and never hesitated to help students out. Very approachable and willing to meet with students to answer questions and talk about the material.
The TA was very enthusiastic and good at giving us strategies to attack problems
Raul is the absolute best. Great TA session teaching and grading schedule.